

Playing audio files downloaded from the cloud

Nowadays it has become more and more difficult to play your own audio files on mobile phones. Everything is done to force you to take out online music subscriptions.

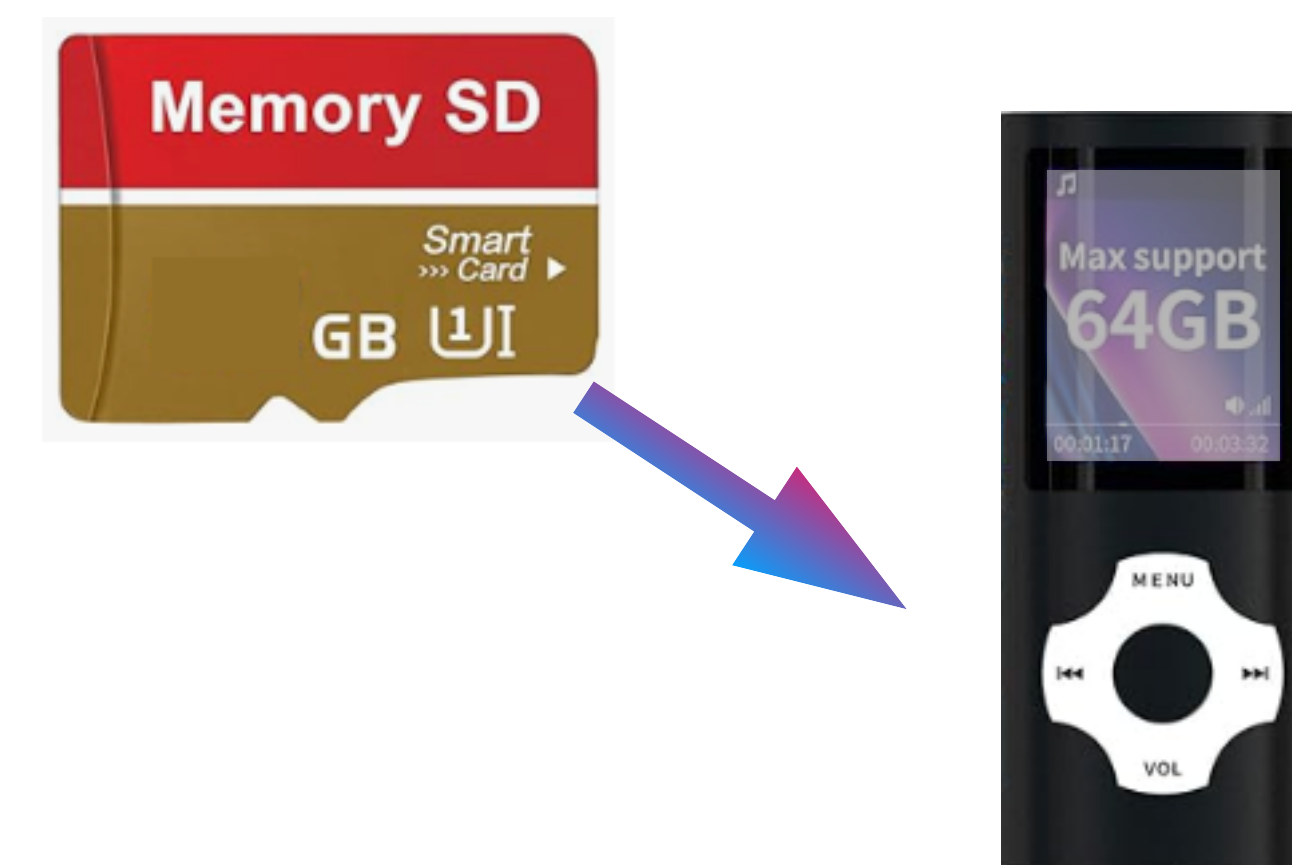
Perhaps the best and simplest way to play audio files would be to get a small audio player. There are a lot of audio players available, their prices starting around 20\$.

Most of audio players are called « mp3 » players (even if they can play different kinds of sound formats like WAV, AIFF,...). « mp3 » is a name of a compression format of the music in the file. This is the most compression used, as it takes less space in your storage device. Unfortunately, the more you compress, the more you are losing the quality of the sound wave (losing harmonics). This is the reason why we are using WAV audio files (same quality as a CD of music) to take care of all harmonics presents in the generated sound files.

To choose the audio player, it should:

- have a 3.5 headphone output plug
- be able to read WAV files
- have enough room to store the files - better allowing the use of external SD cards

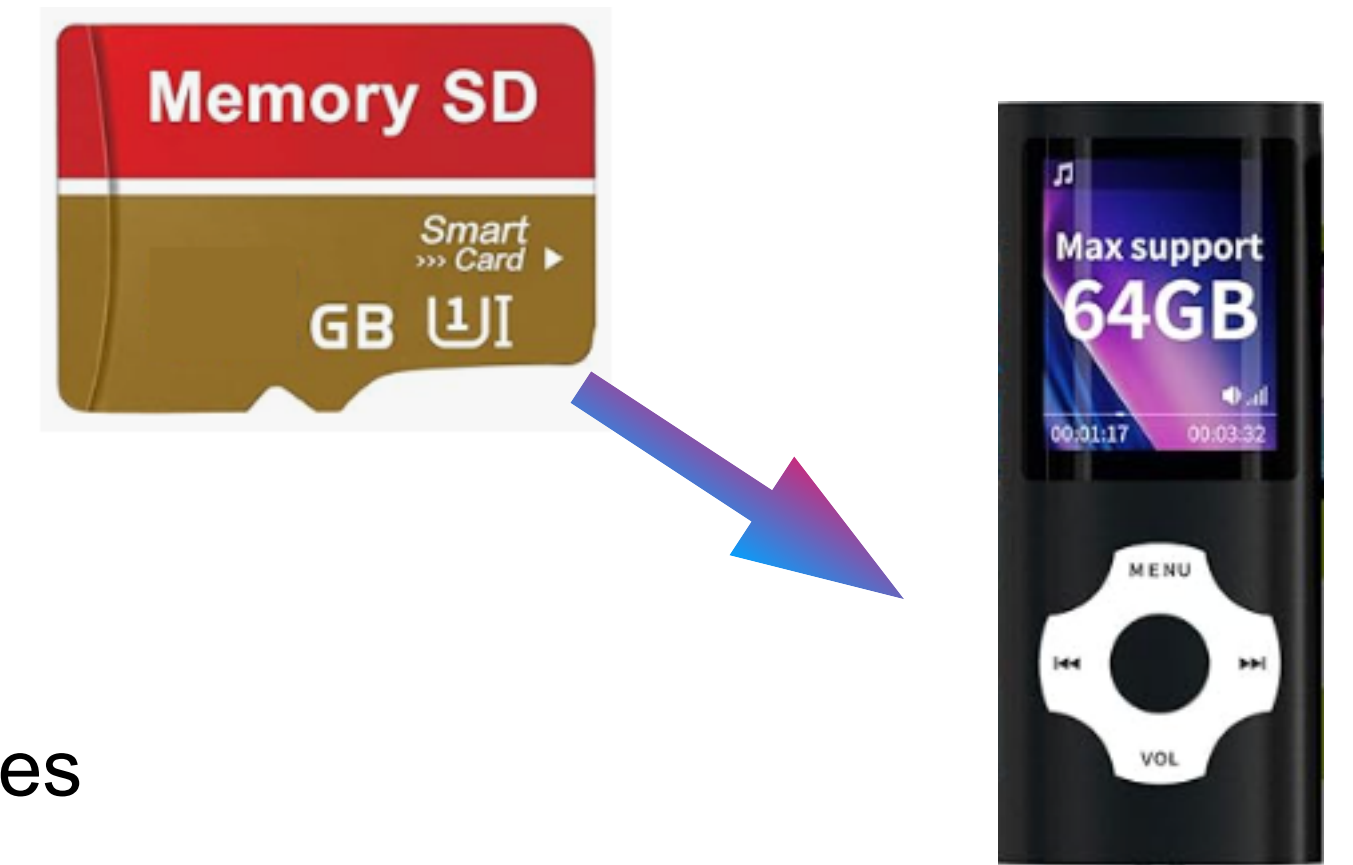
It could be nice to use an audio player which can use SD cards to store the files: you can select the size of the storage; you can have several cards to play several kind of files; you can directly program the SD card from your laptop.



The cheapest memory SD cards are available between 32 GB et 512 GB



make sure the selected audio player can accept the memory size of your SD cards (some do not allow more than 32 - 64GB)



You can choose between :

- several low memory cards, each one related to play some kind of files
- a big memory card in which you will create different folders related to play some kind of files

Most of audio players have several playing modes :

Normal : To play all the files in order one time.

Repeat One : To repeat one file.

Repeat Folder : To repeat the current folder.

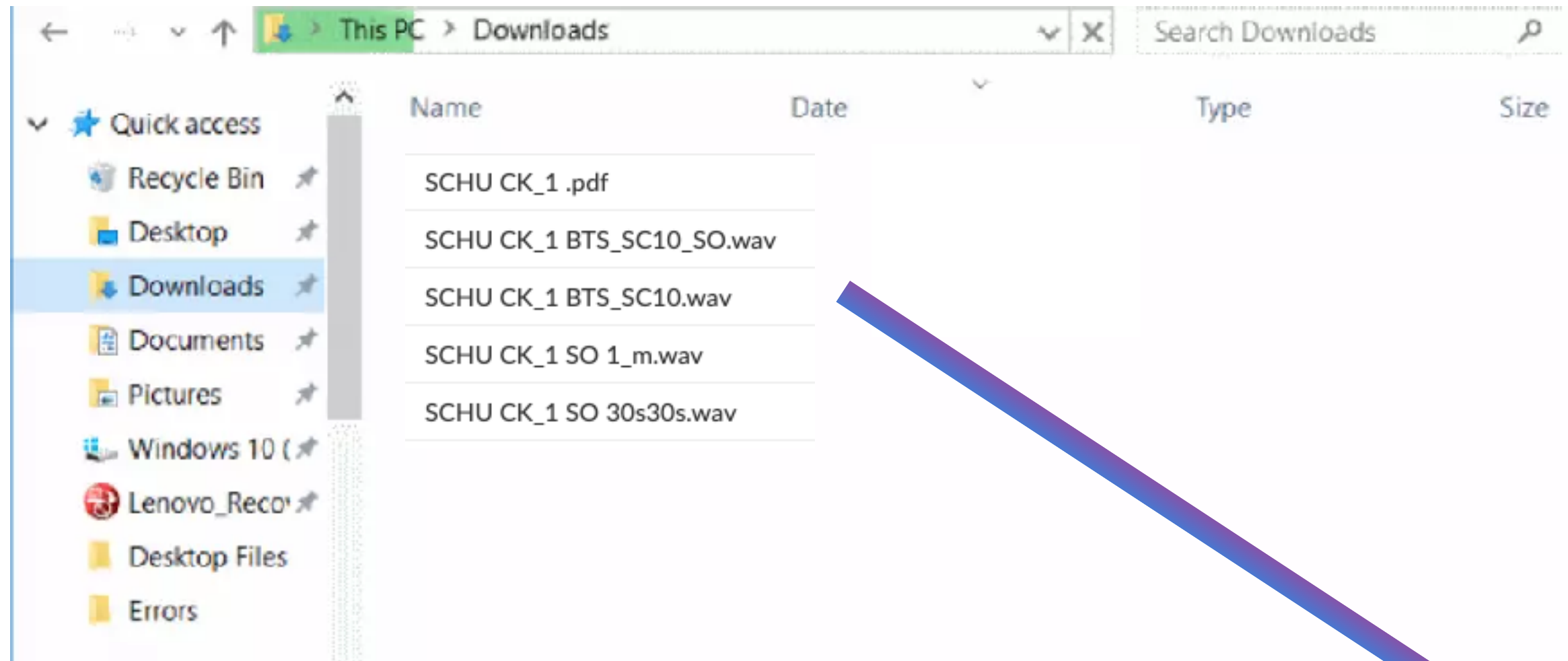
Repeat All : To repeat all files.

Shuffle Folder : To play files in folders at random.

After filling a card (or filling a folder of the card) with selected files from the cloud, you can select a repeat option of the player to make the files turning.

For example, you fill a card (or a folder of the card) with the 6 files corresponding with chakras. While selecting repeat, the player will turn continually through these files.

To install audio files on your player



« ***your audio player*** »

is related to the storage device of your audio player:

- the internal device of your audio player (connected through USB cable)

or

- one SD card related to your audio player

Drag and drop
the downloaded files (from the cloud)
from your download folder
to the folder related to your audio player

